





# European Commission's Raw materials Information System (RMIS)

DG JRC support to Knowledge Management for Raw Materials (non-fuel, non-agricultural)

EU SCIENCE HUB  
Raw Materials Information System (RMIS)

European Commission > EU Science Hub > RMIS

OVERVIEW

POLICY & LEGISLATION

TERMINOLOGY & LIBRARY

CRITICAL RAW MATERIALS

RAW MATERIALS MONITORING FRAMEWORKS

SECONDARY RAW MATERIALS & CIRCULAR ECONOMY

ENVIRONMENTAL & SOCIAL SUSTAINABILITY

ECONOMICS & TRADE

INDUSTRY & INNOVATION

RAW MATERIALS PROFILES

COUNTRY PROFILES

RAW MATERIALS KNOWLEDGE GATEWAY (RMKG)

## Raw Materials Information System (RMIS)

- Secondary raw materials market – responding to actions in the Circular Economy Action Plan
- Material and Country profiles – extensive graphical general presentations of recent evolution in the RM sector for selected raw materials and selected countries
- Economics & Trade section presenting country fiches, FDI and financing indicators, products related data
- Critical raw materials – specific information related to EU List of Critical Raw Materials and its methodological approach (RM factsheets, analyses of CRMs and the circular economy)
- Responsible sourcing in the Environmental & Social Sustainability section (such as linkage to SDGs)
- Gateway to knowledge management and R&D&I projects from partners: various data providers (such as EU Geological Surveys); projects financed by the EC Research Programme; linkages to stakeholder associations and organisations (such as EIT Raw Materials)



# EU Policy Needs - driving force behind RMIS



## EIP RM (2012-2013)

- Asks for the EU Raw Materials Knowledge Base
- Strategic Implementation Plan's three main targets promote international cooperation, sustainable and secure supply, circularity and expansion of secondary RM market

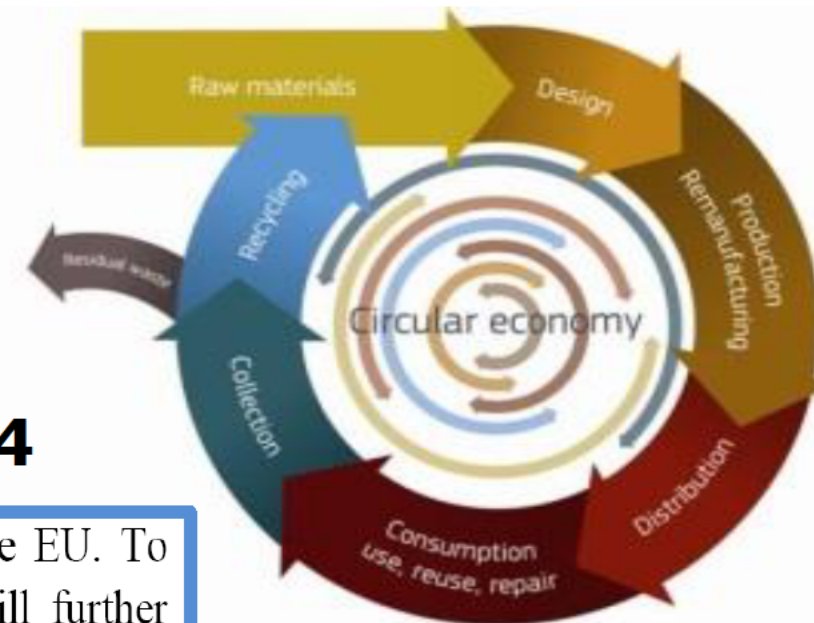


## Horizon 2020 SC5 2018-2020:

- "Actions will also contribute to building the EU knowledge base of primary and secondary raw materials for solid decision making, and particularly to the further development of the **EC Raw Materials Information System – RMIS**"
- "All actions (n.b. of raw materials calls) should contribute to achieving the objectives of the EIP on Raw Materials and to building the EU knowledge base of ... raw materials by **feeding into the EC-JRC RMIS**"

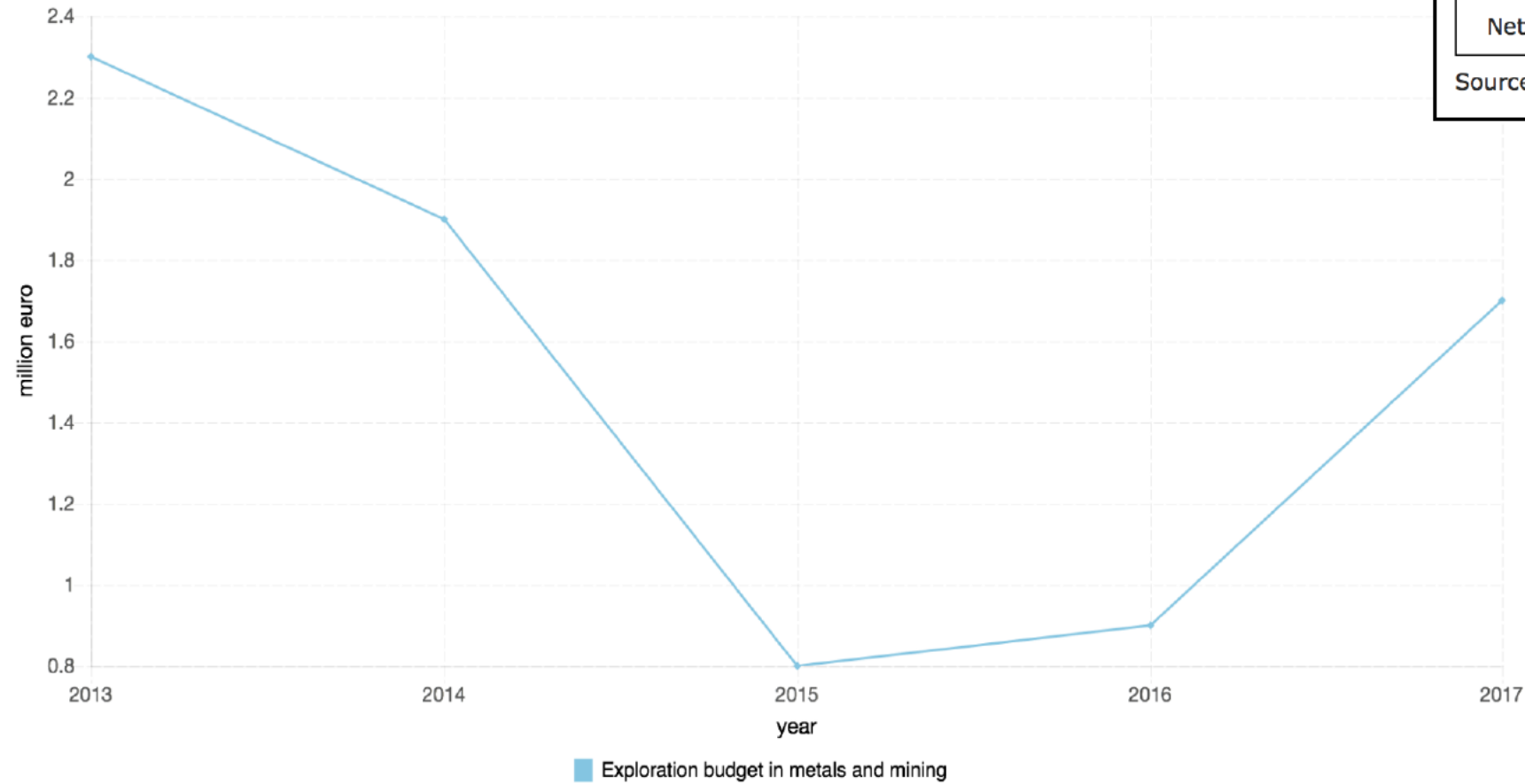
## CE Action Plan: COM(2015) 614

Commission is examining other barriers to the smooth circulation of waste in the EU. To improve the availability of data on secondary raw materials the Commission will further develop the recently initiated Raw Materials Information System and support EU-wide research on raw materials flows. It will also support the improvement of data reporting on



## Example: FRANCE

Annual exploration budget in metals and mining (million Euro)



Source: S&P Global, Country Profile, Exploration Budget Trends

### Business environment

Doing Business 2018

Rank: 31 (out of 190)

Source: World Bank, *Doing Business 2018*, <http://www.doingbusiness.org/reports/global-reports/doing-business-2018>

Country's FDI flows in mining and quarrying sector (extra-EU28; section B, NACE Rev. 2; mil. Euro)

Mining and quarrying	2013	2014	2015
Net FDI inward	376	460	577
Net FDI outward	49826	62487	66912

Source: Eurostat, EU direct investment positions, breakdown by country and economic activity (BPM6) [bop\_fdi6\_pos]

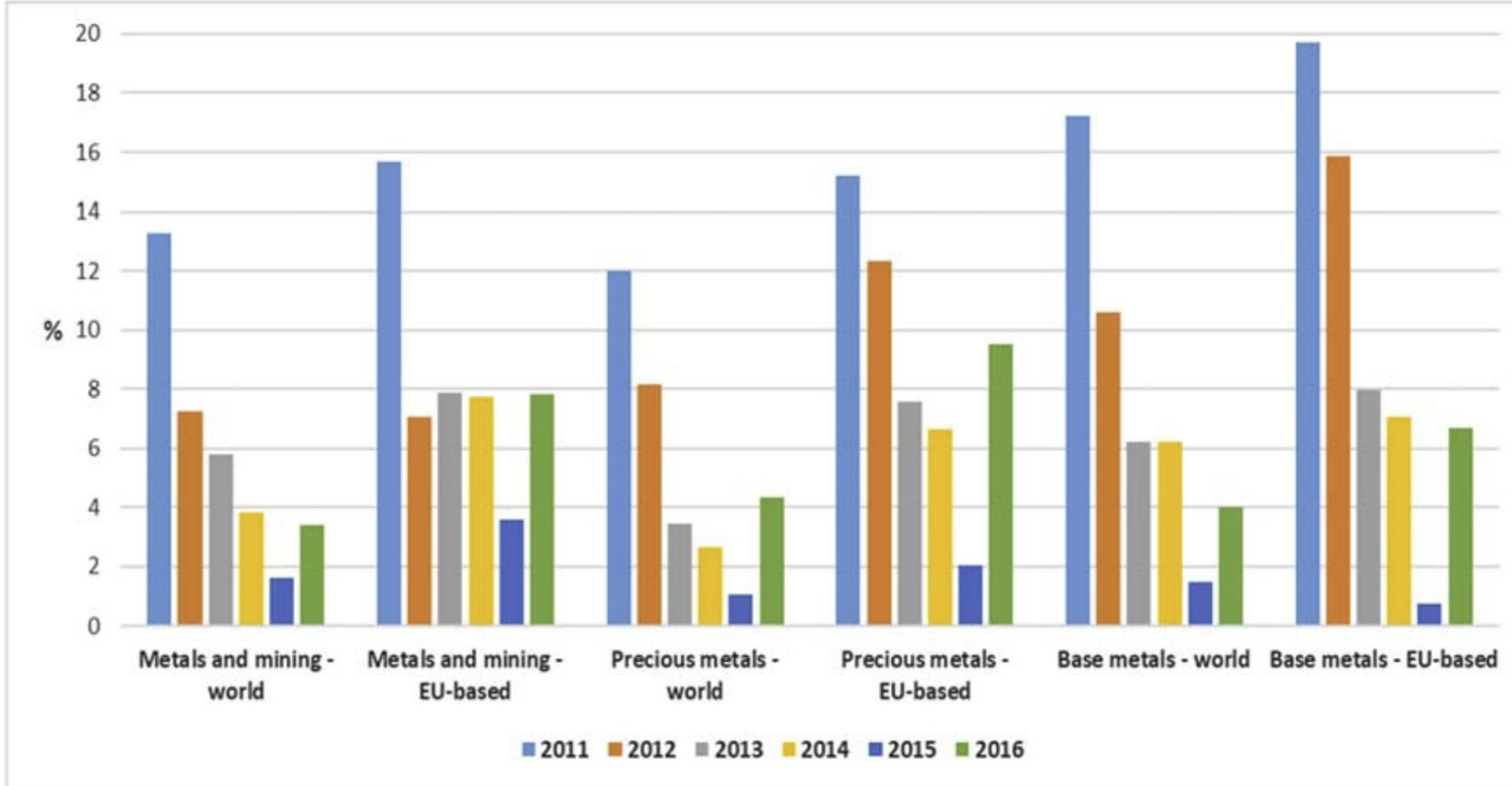
## Investment Data

- Total investment (trend)
- FDI inflows and outflows (trends)
- Annual exploration budget (trend)
- Business environment Index
- Future specific dis-aggregation on investment flows of the RM sectors



# RMIS – Monitoring – RM Scoreboard Laboratory: *Financing Indicator*

- ✓ Figure 3 presents the **significant decline of the returns on invested capital for both world and EU-based companies operating in the metals and mining sector** over the period 2010- 2015. This indicator is relevant for capital-intensive sectors as it shows to capital providers the quality of companies' investments and thus their attractiveness.
- ✓ The downtrend reversed in 2016, both for world and EU-based company aggregates.



- ✓ Figure 1 shows the evolution of **debt-to-equity ratio in the companies operating in metals and mining sector** (total) and two sub-sectors, i.e., precious metals and base metals, which **more than doubled in 2016 compared with 2010** for the companies considered. This ratio's uptrend indicates companies' increasing reliance on debts for securing their finance and a smaller proportion of equity to the companies' assets.
- ✓ The upward debt-to-equity ratio trend reversed in 2016 (except base metals), partly driven by the increasing share of equity in companies' total assets.

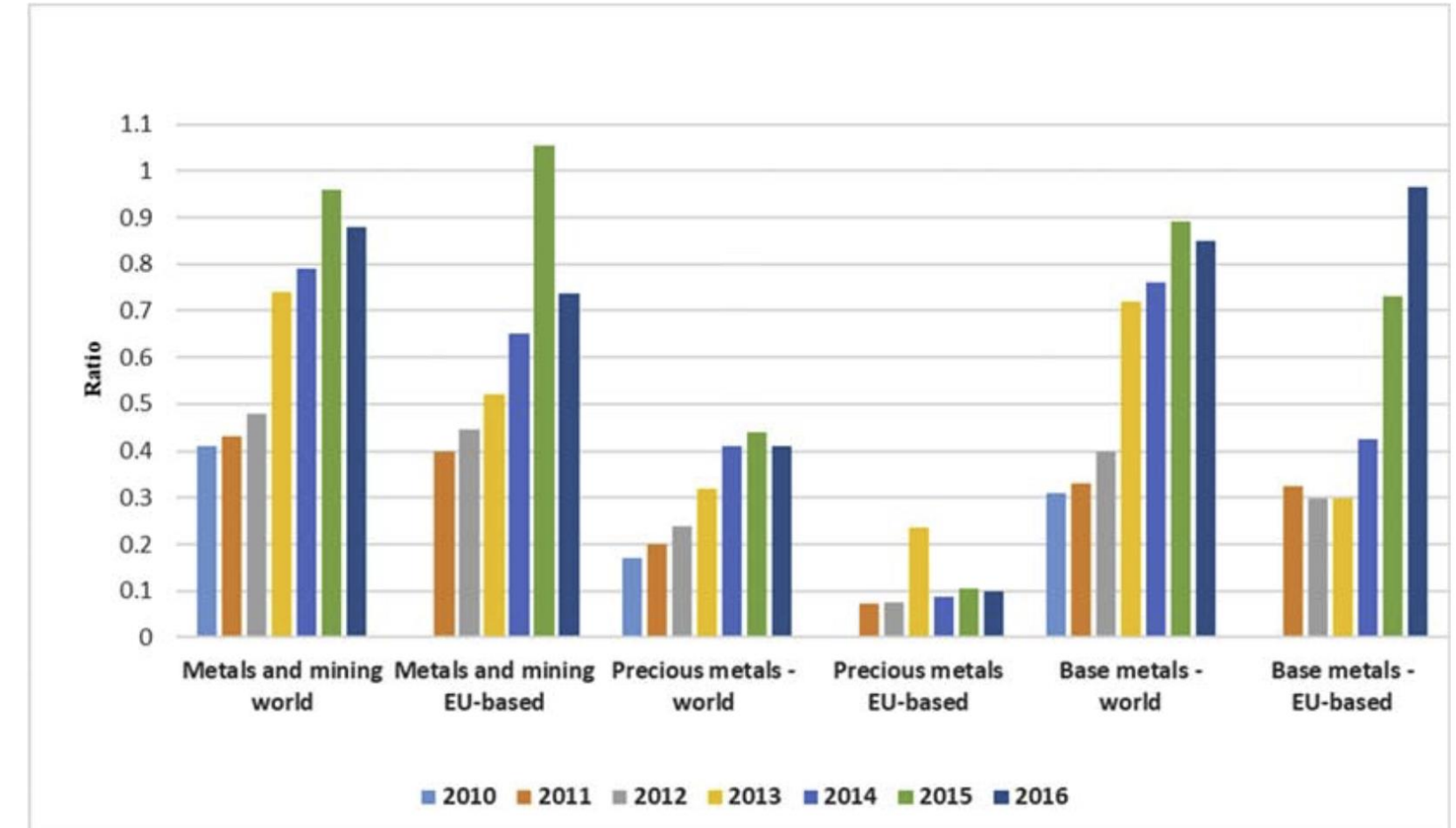


Figure 3: Return on invested capital of companies from the metals and mining sector and its two sub-sectors (world and EU-28-based company aggregates, 2010-2016<sup>3</sup>).

Figure 1: Debt-to-equity ratio of companies from the metals and mining sector and its two sub-sectors (world and EU-28-based company aggregates, 2010-2016)<sup>1</sup>.

# RMIS – Gateway: R&D Projects information



## Raw Materials Knowledge Gateway

NATIONAL LEVEL

EUROPEAN LEVEL

GLOBAL LEVEL

European Institutions

European Data Services

European Industry

EU Funded Projects

MIN-GUIDE Minerals Policy Guidance for Europe

MIN guide

- MIN-GUIDE Minerals Policy Guidance for Europe homepage
- Overview
- Raw materials knowledge
- Research and innovation
- Links and contacts

Thank you for your attention!



**[rmis.jrc.ec.europa.eu](mailto:rmis.jrc.ec.europa.eu)**

**[@ec.europa.eu](mailto:rmis.jrc.ec.europa.eu)**